

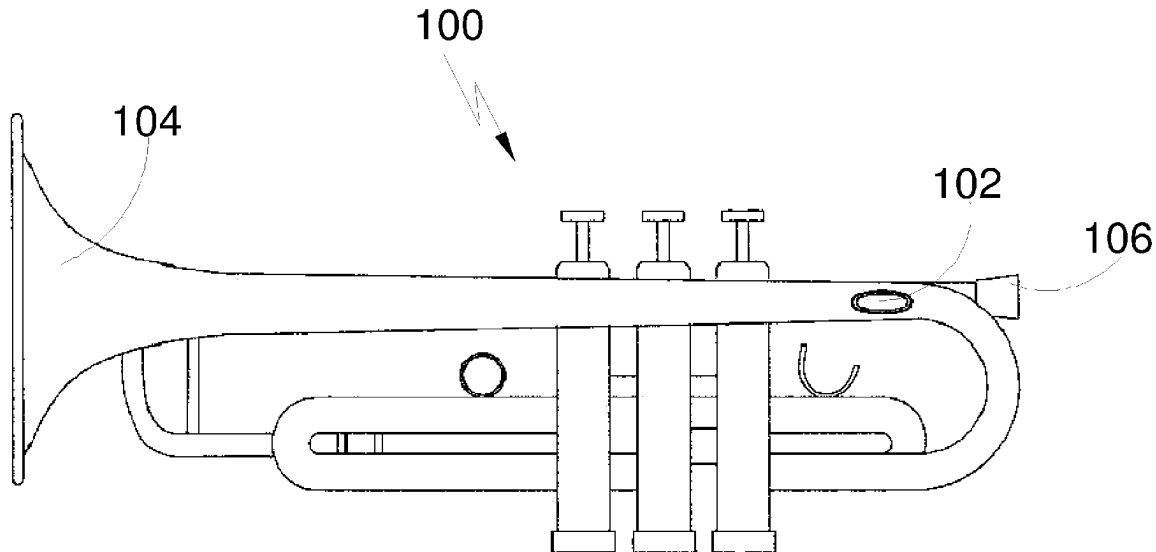


US 20060196342A1

(19) **United States**(12) **Patent Application Publication** (10) **Pub. No.: US 2006/0196342 A1**
Laukat et al. (43) **Pub. Date: Sep. 7, 2006**(54) **BRASS INSTRUMENT****Publication Classification**(75) Inventors: **Sheryl Laukat**, Sandy, UT (US); **Tavis Laukat**, Sandy, UT (US)(51) **Int. Cl.**
G10D 7/10 (2006.01)
G10D 9/00 (2006.01)
G10D 9/02 (2006.01)Correspondence Address:
STARKWEATHER & ASSOCIATES
9035 SOUTH 1300 EAST
SUITE 200
SANDY, UT 84094 (US)(52) **U.S. Cl.** **84/387 R**(73) Assignee: **CANNONBALL MUSICAL INSTRUMENTS**, Sandy, UT (US)(57) **ABSTRACT**(21) Appl. No.: **11/306,145**(22) Filed: **Dec. 16, 2005****Related U.S. Application Data**

(60) Provisional application No. 60/636,571, filed on Dec. 16, 2004.

A brass instrument with improved tonal characteristics that includes a tonal material attached to the brass instrument. The instrument may be a trumpet. The tonal material may have a Mohs hardness of greater than about 6, such as a semi-precious stone. Also disclosed is a method of improving tonal characteristics of a brass instrument by attaching a tonal material to the brass instrument.



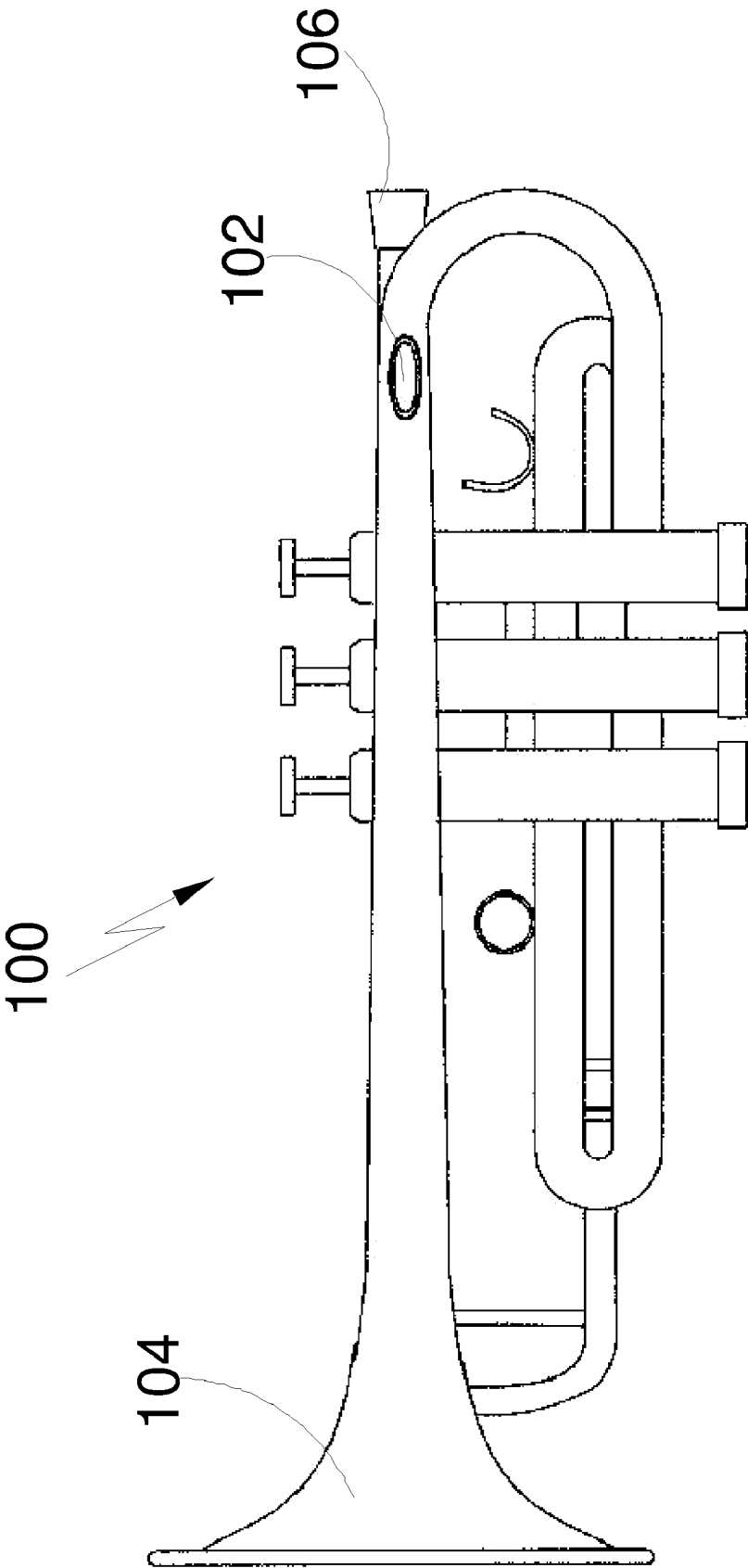


Figure 1

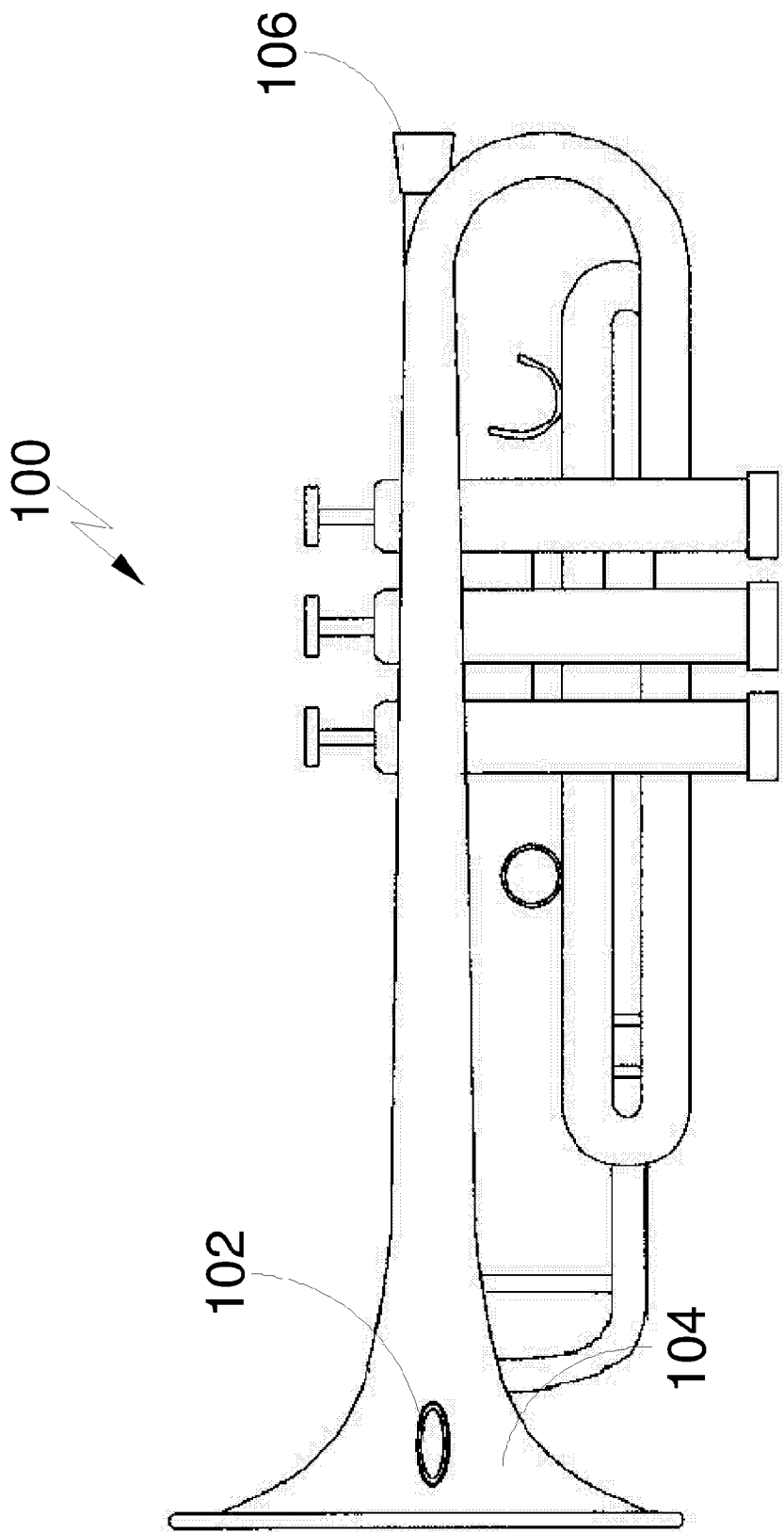


Figure 3

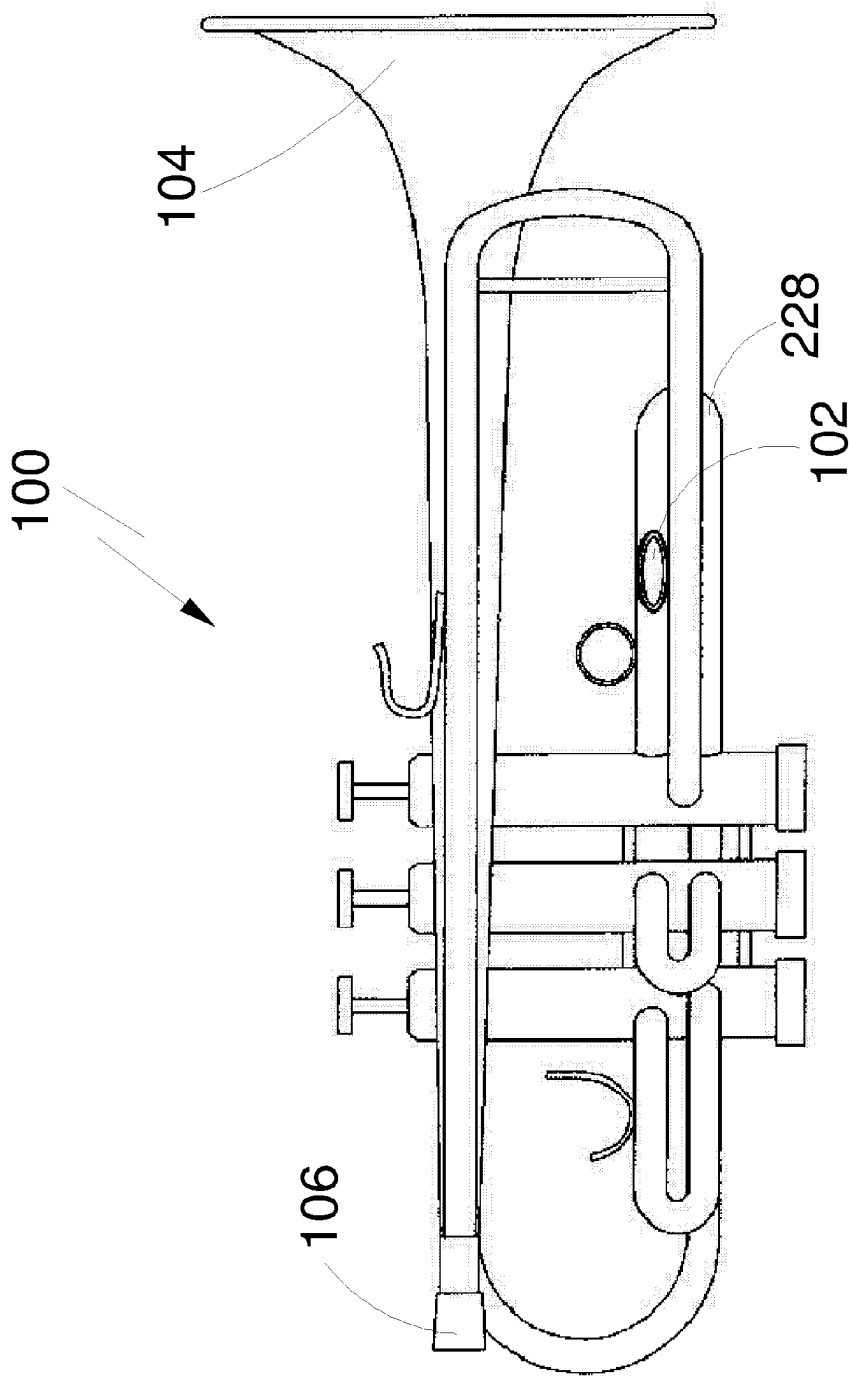


Figure 4

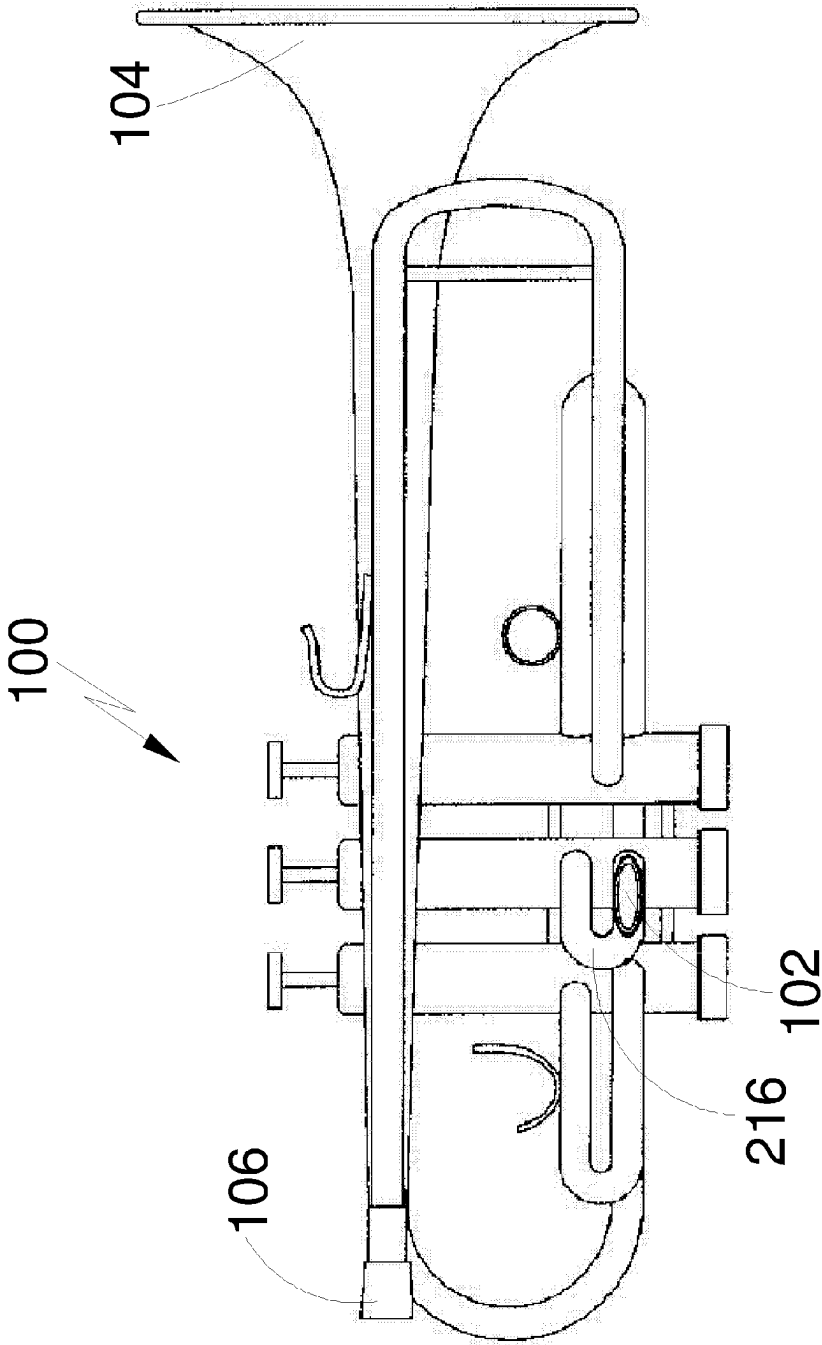


Figure 5

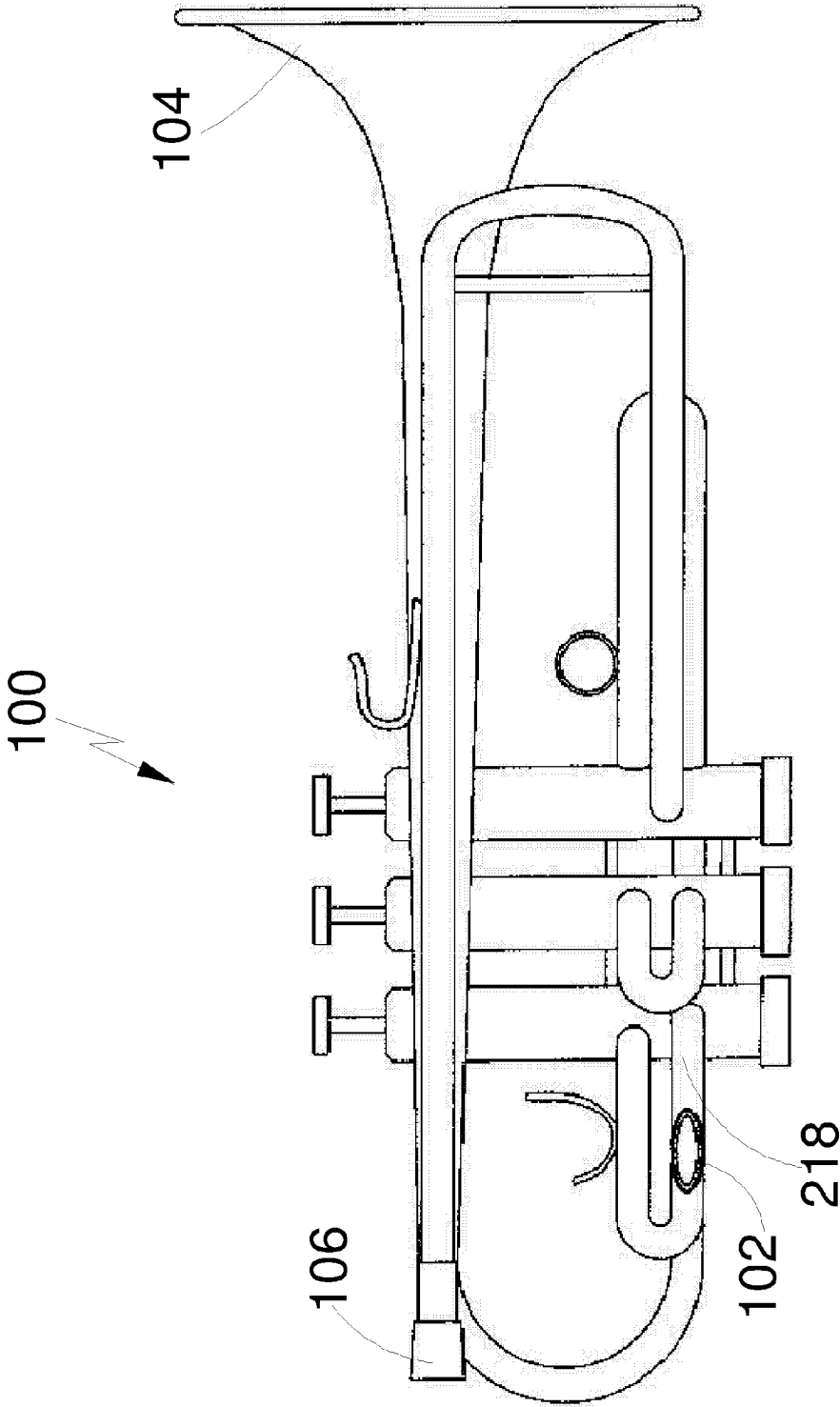


Figure 6

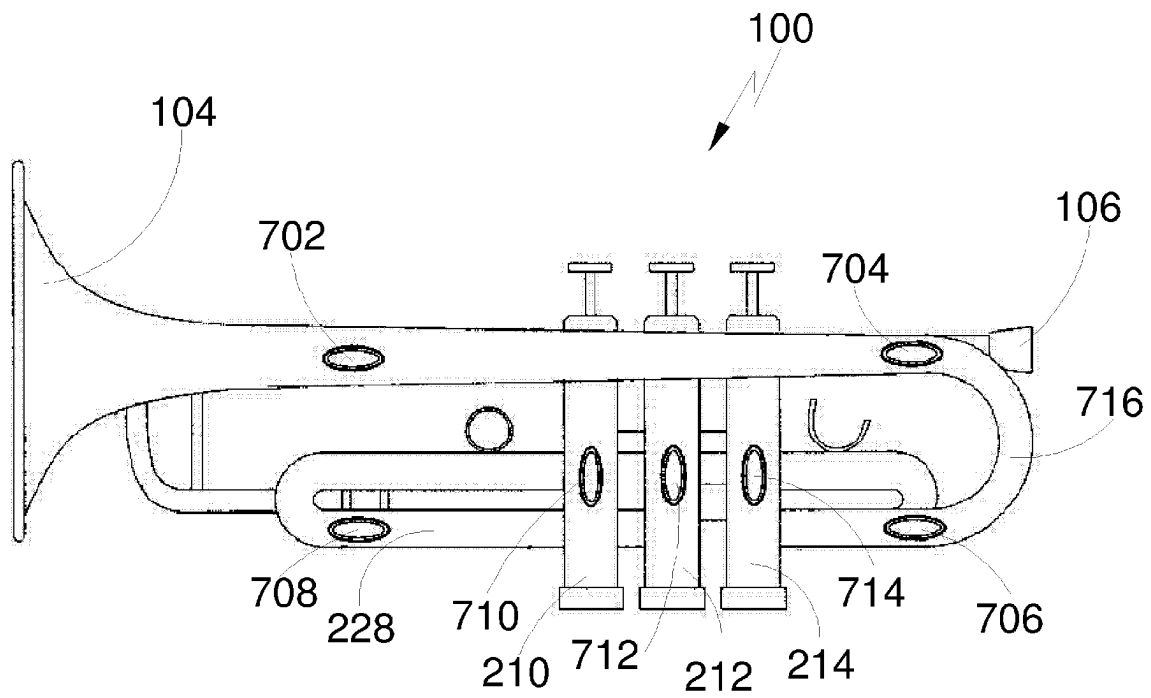


Figure 7

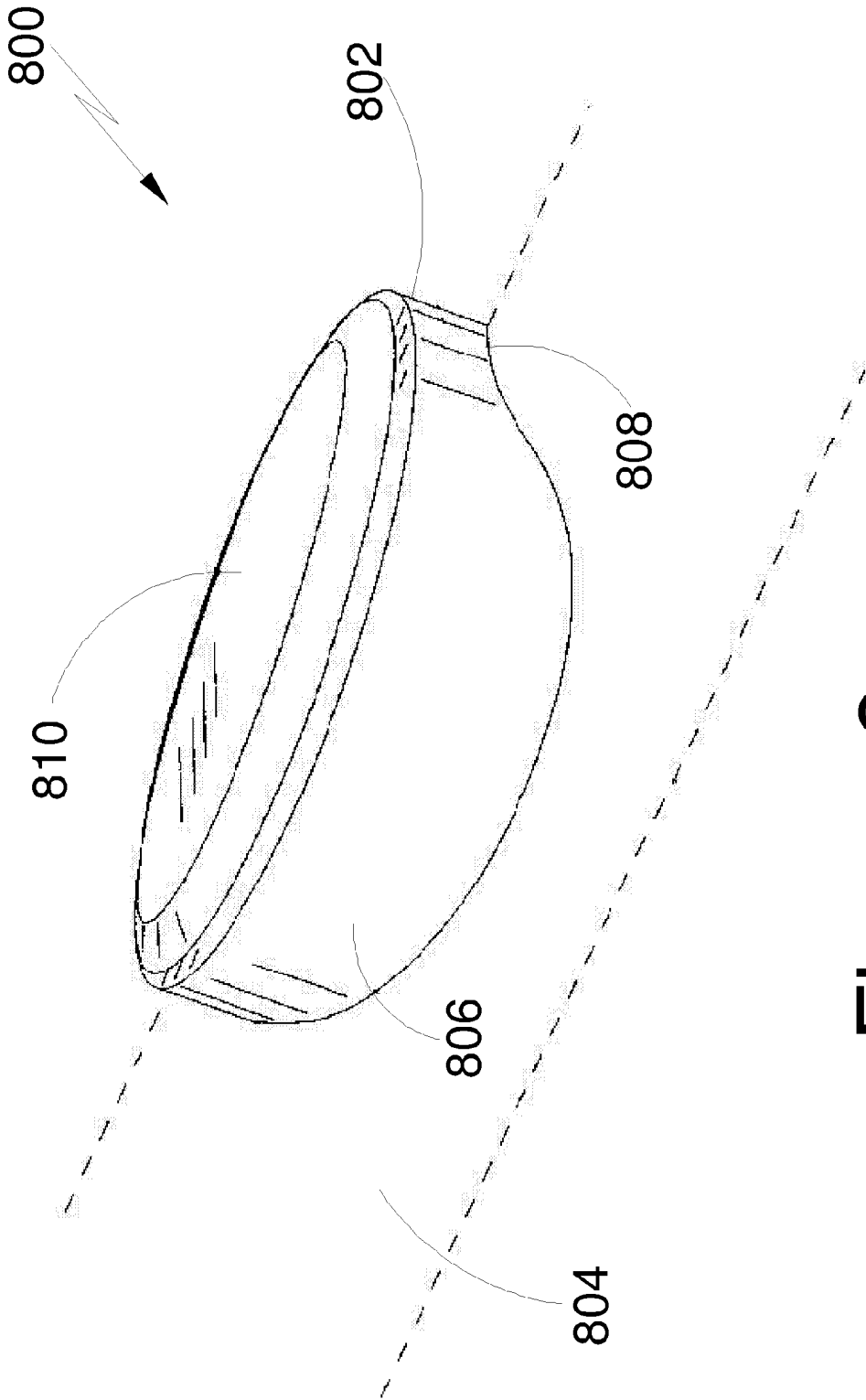


Figure 8

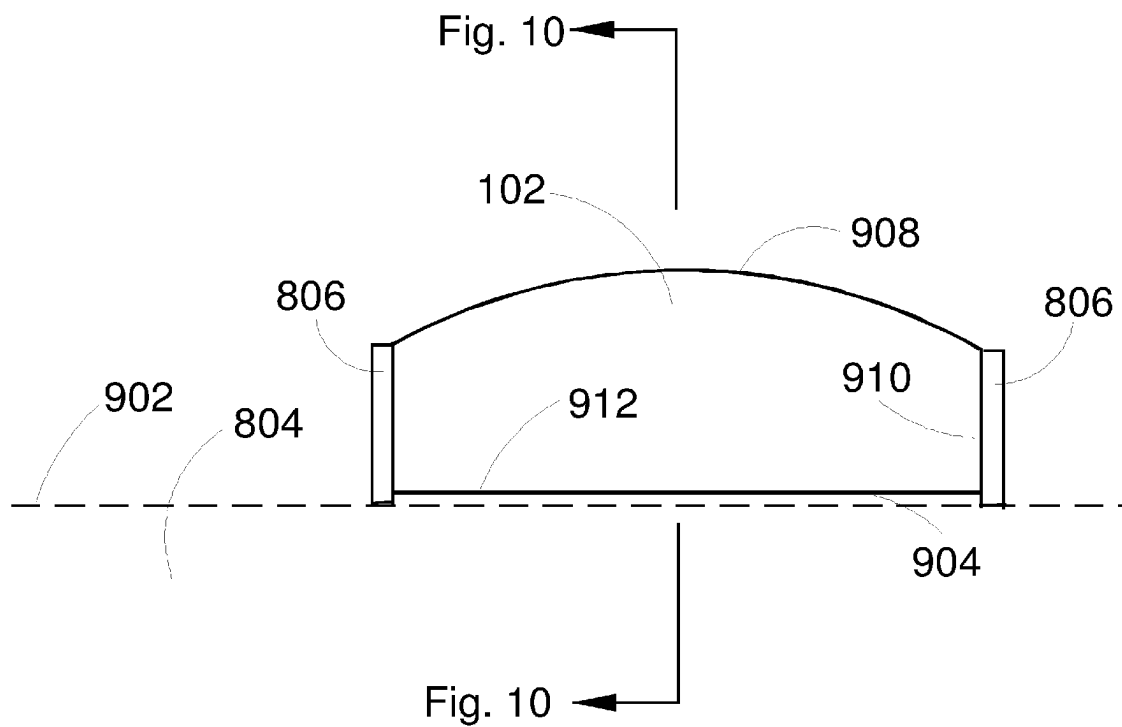


Figure 9

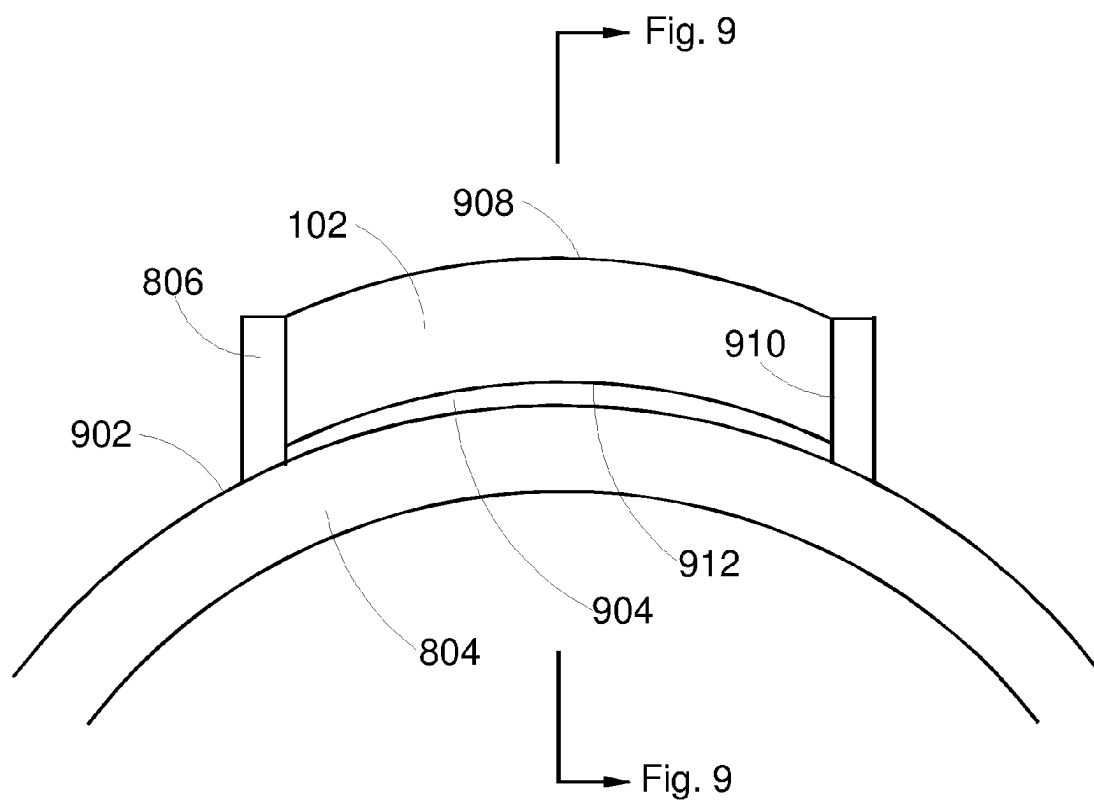


Figure 10

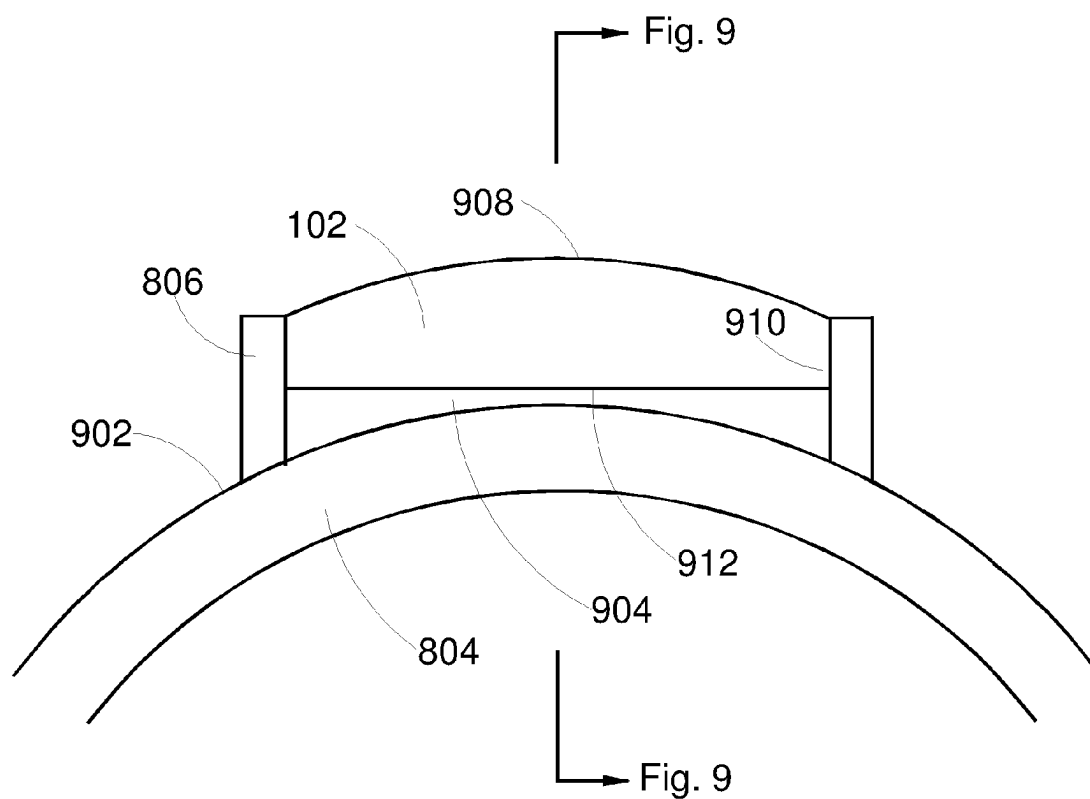


Figure 11

BRASS INSTRUMENT

[0001] This application claims benefit of U.S. Provisional Patent application Ser. No. 60/636,571 filed on 16 Dec. 2004 by Sheryl Laukat and Tevis Laukat entitled Trumpet, which is herein incorporated by reference.

BACKGROUND OF THE INVENTION

[0002] 1. Field of the Invention

[0003] The present invention relates generally to brass instruments and, more particularly, to brass instruments with improved tonal characteristics.

[0004] 2. Description of the Related Art

[0005] Brass instruments (labrosones) are generally musical instruments in which the tone is produced by vibration of the lips as the player blows into a resonator or mouthpiece. Brass instruments differ from woodwinds in that woodwind instruments are generally those in which sound is produced by blowing through a mouthpiece against an edge or a vibrating reed, and which the pitch is varied by opening or closing holes in the body of the instrument. Brass instruments have various general ways of varying the tone. In one class of brass instruments, the tone is varied only by increasing or decreasing the rate of vibrations of the lips. In such instruments, the only available tones are those in the harmonic series of the instrument. One example of such an instrument is the bugle. In a third class of brass instruments, the tone may be varied by changing the length of the tubing using a slide. One example of such an instrument is the trombone. In yet another class of brass instruments, the tone may be varied by covering and/or uncovering holes along the body of the instrument. One example of such an instrument is the cornetto. Brass instrument may also vary tone by using a combination of the above techniques.

[0006] In another class, the tone may be varied by changing the length of the tubing of the instrument using valves. One example of such an instrument is the trumpet. The general configuration of the various instruments categorized as trumpets has not changed since the trumpet's inception. The trumpet generally includes a mouthpiece in fluid communication with a plurality of valves through a series of curved pipes with each valve controllable by a finger button. Air blown through the mouthpiece flows through the valves and exits through the bell. Trumpets can have from one to three valves to produce many different pitches.

[0007] Producing a correct pitch in a brass instrument may be difficult. Often when a single note is played, the instrument produces not only the note, but a series of overtones as well. If the overtones do not have frequencies at the proper levels, the overtones reduce the sound quality of the note played. Often in brass instruments, the overtones deviate from the desired frequencies. Brass instruments are often designed such that particular positions of valves, slides, and the like produce different notes. For example, a trumpet is designed such that the tones of a trumpet are played by depressing valves to vary the length of the tubing. This technique is generally called "slotting," that is, the technique of depressing certain keys to generate a particular tone. A particular note is slotted by depressing the correct valve, or combination of valves. One difficulty in playing a valved brass instrument is that the overtones may not be slotted correctly. That is, though the instrument may be slotted to

play the fundamental note correctly, the player may be required to vary the method of buzzing into the instrument to bring the overtones into a correct range, thereby improving the tonal characteristics of the tone played. Thus it remains difficult to play a valved brass instrument because the player is required to correct the pitch due to the overtones deviating from the desired frequencies.

[0008] It has been documented that many people, especially those who have been musically trained, are capable of detecting a difference in frequency between two separate sounds which is as little as 2 Hz. Thus, even a slight improvement in one or more of the overtones of a particular note played can have a significant impact on the tonal characteristics of the overall sound of the brass instrument.

[0009] Accordingly, attempts have been made to improve, among other things, the tonal characteristics of brass instruments. Various disclosures include brass instruments. For example, U.S. Pat. No. 6,664,456 to Momchilovich discloses resilient material and/or rubber O-rings that are placed at various predetermined locations to reduce unwanted sympathetic vibrations on musical instruments and firearms. This may improve the performance and sound of musical instruments and make them easier to play. The resilient material disclosed in this patent includes rubber O-rings.

[0010] Further, U.S. Pat. Nos. 5,965,832 and 5,644,095 to Davidson disclose an improvement to the tone and responsiveness of brass instruments that is achieved by holding pre-shaped pieces of damping material, preferably a waxy, hot-melt adhesive, pressed against surfaces of the instrument tubing sections such as valve casings and tubing sections at particular locations, to reduce sympathetic vibrations of the instrument structure.

[0011] U.S. Pat. No. 59,204 to Fiske discloses the interposing of rubber or another suitable elastic substance between the attachments of the main pipe with the bell of a wind instrument.

[0012] U.S. Pat. No. 3,635,117 to Nagao discloses a ring fixing structure for a woodwind musical instrument. Rings are fixed around the elongated hollow bodies of the woodwind musical instrument, such as their joints and bell edge for reinforcing and ornamental purposes, grooves are formed, respectively, in opposite portions of the elongated hollow bodies and rings, and an adhesive of hot-melt-type is inserted and disposed in the grooves.

[0013] Thus, there exists a need to improve the response (i.e., ease of slotting for achieving a correct tone) of slotted brass instruments. Further, there exists a need to improve the tonal characteristics of brass instruments. In addition, there exists a need to improve tonal consistency and evenness throughout the range of notes playable on a particular brass instrument.

[0014] There is also a need to improve the tone quality, focus, clarity, character, warmth, centering and depth of sound produced by a brass instrument.

[0015] What is needed is a brass instrument that solves one or more of the problems described herein and/or one or more problems that may come to the attention of one skilled in the art upon becoming familiar with this specification.

SUMMARY OF THE INVENTION

[0016] The present invention has been developed in response to the present state of the art, and in particular, in response to the problems and needs in the art that have not yet been fully solved by currently available brass instruments. According to one embodiment, the present invention has been developed to provide a brass instrument with improved tonal characteristics, including a tubular section which defines a tonal length, and/or a tonal material attached to the tubular section.

[0017] The tubular section may include a mouthpiece area and a lead-pipe extending from the mouthpiece area, and the tonal material may be attached to the lead pipe.

[0018] According to one embodiment, the brass instrument may further include a bell, and wherein the tonal material may be attached to the bell.

[0019] According to another embodiment the brass instrument may further include a valve, the lead-pipe may further include a return section extending to the valve, and the tonal material may be attached on the return section proximate to the valve.

[0020] According to yet another embodiment, the brass instrument may further include a second tubular section, and a valve for altering the tonal length by directing air through the second tubular section, and the tonal material may be attached to the second tubular section.

[0021] According to still another embodiment, the brass instrument may further include a valve casing, wherein the tonal material may be attached to the valve casing.

[0022] According to an additional embodiment, the brass instrument may further include a slide for altering the tonal length, and the tonal material may be attached to the slide.

[0023] According to still another additional embodiment, the tonal material is not mother-of-pearl. The tonal material may have a Mohs hardness of at least about 6. The tonal material may include one selected from the group consisting of: garnet, jasper, agate, aventurine, carnelian, citrine, fluorite, hematite, malachite, obsidian, onyx, tiger's eye, turquoise, unakite, moonstone, peridot, jade, alexandrite, amethyst, chalcedony, quartz, aquamarine, lolite, rhodolite, opal, topaz, tourmaline, tanzanite, diamond, emerald, sapphire, ceylon sapphire, ruby, pumice, tungsten carbide, steel, silicon carbide, boron carbide, strontium titanate, emery, crystalon, corundum, combinations thereof, and the like. The tonal material may be attached with an adhesive.

[0024] The brass instrument may be any known in the art, such as one selected from the group consisting of: trumpet, bass trumpet, flumpet, French horn, tuba, Wagner tuba, trombone, superbone, bugle, sousaphone, mellophone, euphonium, flugelhorn, saxhorn, cornet, serpent, sackbut, bazooka, horn, ophicleide, didgeridoo, shofar, conch, alphorn, cornetto, cimbasso, keyed trumpet, and the like.

[0025] According to yet another embodiment, the brass instrument may further include a housing, attached to the tubular section, and contacting the tonal material. The housing may substantially encircle the tonal material.

[0026] According to a further embodiment is disclosed a method of improving the tonal characteristics of a brass instrument, including the steps of attaching a tonal material to the brass instrument.

[0027] The tonal material may be one of the group consisting of: garnet, jasper, agate, aventurine, carnelian, citrine, fluorite, hematite, malachite, obsidian, onyx, tiger's eye, turquoise, unakite, moonstone, peridot, jade, alexandrite, amethyst, chalcedony, quartz, aquamarine, lolite, rhodolite, opal, topaz, tourmaline, tanzanite, diamond, emerald, sapphire, ceylon sapphire, ruby, combinations thereof, and the like. In one embodiment, the tonal material is not mother-of-pearl.

[0028] According to still a further embodiment, the method may further include the step of attaching a housing to the brass instrument. The method may further include a step of inserting the tonal material into the housing. The brass instrument may include one of the group consisting of: trumpet, bass trumpet, flumpet, French horn, tuba, Wagner tuba, trombone, superbone, bugle, sousaphone, mellophone, euphonium, flugelhorn, saxhorn, cornet, serpent, sackbut, bazooka, horn, ophicleide, didgeridoo, shofar, conch, alphorn, cornetto, cimbasso, keyed trumpet, and the like.

[0029] Reference throughout this specification to features, advantages, or similar language does not imply that all of the features and advantages that may be realized with the present invention should be or are in any single embodiment of the invention. Rather, language referring to the features and advantages is understood to mean that a specific feature, advantage, or characteristic described in connection with an embodiment is included in at least one embodiment of the present invention. Thus, discussion of the features and advantages, and similar language, throughout this specification may, but do not necessarily, refer to the same embodiment.

[0030] Furthermore, the described features, advantages, and characteristics of the invention may be combined in any suitable manner in one or more embodiments. One skilled in the relevant art will recognize that the invention can be practiced without one or more of the specific features or advantages of a particular embodiment. In other instances, additional features and advantages may be recognized in certain embodiments that may not be present in all embodiments of the invention.

[0031] These features and advantages of the present invention will become more fully apparent from the following description and appended claims, or may be learned by the practice of the invention as set forth hereinafter.

BRIEF DESCRIPTION OF THE DRAWINGS

[0032] In order for the advantages of the invention to be readily understood, a more particular description of the invention briefly described above will be rendered by reference to specific embodiments that are illustrated in the appended drawings. Understanding that these drawings depict only typical embodiments of the invention and are not therefore to be considered to be limiting of its scope, the invention will be described and explained with additional specificity and detail through the use of the accompanying drawings, in which:

[0033] FIG. 1 illustrates a side plan view of a brass instrument according to one embodiment of the present invention;

[0034] FIG. 2 illustrates a side plan view of a brass instrument according to one embodiment of the present invention;

[0035] FIG. 3 illustrates a side plan view of a brass instrument according to one embodiment of the present invention;

[0036] FIG. 4 illustrates a side plan view of a brass instrument according to one embodiment of the present invention;

[0037] FIG. 5 illustrates a side plan view of a brass instrument according to one embodiment of the present invention;

[0038] FIG. 6 illustrates a side plan view of a brass instrument according to one embodiment of the present invention;

[0039] FIG. 7 illustrates a side plan view of a brass instrument according to one embodiment of the present invention; and

[0040] FIG. 8 illustrates a side plan view of a housing and a tonal material according to one embodiment of the present invention.

[0041] FIG. 9 illustrates a cross sectional view of the tonal material on a brass instrument according to one embodiment of the present invention.

[0042] FIG. 10 illustrates a cross sectional view of the tonal material on a brass instrument according to one embodiment of the present invention.

[0043] FIG. 11 illustrates a cross sectional view of the tonal material on a brass instrument according to one embodiment of the present invention.

DETAILED DESCRIPTION OF THE INVENTION

[0044] For the purposes of promoting an understanding of the principles of the invention, reference will now be made to the exemplary embodiments illustrated in the drawings, and specific language will be used to describe the same. It will nevertheless be understood that no limitation of the scope of the invention is thereby intended. Any alterations and further modifications of the inventive features illustrated herein, and any additional applications of the principles of the invention as illustrated herein, which would occur to one skilled in the relevant art and having possession of this disclosure, are to be considered within the scope of the invention.

[0045] Reference throughout this specification to “one embodiment,” “an embodiment,” or similar language means that a particular feature, structure, or characteristic described in connection with the embodiment is included in at least one embodiment of the present invention. Thus, appearances of the phrases “one embodiment,” “an embodiment,” and similar language throughout this specification may, but do not necessarily, all refer to the same embodiment, different embodiments, or component parts of the same or different illustrated invention. Additionally, reference to the wording “an embodiment,” or the like, for two or more features, elements, etc. does not mean that the features are related, dissimilar, the same, etc. The use of the term “an embodiment,” or similar wording, is merely a convenient phrase to indicate optional features, which may or may not be part of the invention as claimed.

[0046] Each statement of an embodiment is to be considered independent of any other statement of an embodiment despite any use of similar or identical language characterizing each embodiment. Therefore, where one embodiment is identified as “another embodiment,” the identified embodiment is independent of any other embodiments characterized by the language “another embodiment.” The independent embodiments are considered to be able to be combined in whole or in part one with another as the claims and/or art may direct, either directly or indirectly, implicitly or explicitly.

[0047] Finally, the fact that the wording “an embodiment,” or the like, does not appear at the beginning of every sentence in the specification, such as is the practice of some practitioners, is merely a convenience for the reader’s clarity. However, it is the intention of this application to incorporate by reference the phrasing “an embodiment,” and the like, at the beginning of every sentence herein where logically possible and appropriate.

[0048] As used herein, “comprising,” “including,” “containing,” “is,” “are,” “characterized by,” and grammatical equivalents thereof are inclusive or open-ended terms that do not exclude additional, unrecited elements or method steps. “Comprising” is to be interpreted as including the more restrictive terms “consisting of” and “consisting essentially of.”

[0049] As used herein, “tonal characteristics” includes any of the characteristics such as timbre, pitch, tonal consistency, evenness, tone quality, focus, clarity, character, warmth, centering, and/or depth of sound.

[0050] As used herein, “body” includes any part of the body of the woodwind instrument. That is, the body will include the structure through which the forced air and/or sound vibrations flow. The body may include, for example, the mouthpiece, the neck, the body tube, the bell, the bow, and the like.

[0051] As used herein, “brass instrument” includes any musical instrument in which the tone is produced by vibration of the lips, also known as labrosones, regardless of the materials of which the instrument may be composed.

[0052] As used herein, “tonal length” includes the length traveled by the air and/or sound from the mouthpiece until the air and/or sound exits the brass instrument. This length may be altered, as herein described, using valves, slides, holes, and the like.

[0053] FIG. 1 illustrates a perspective view of a brass instrument 100 according to one embodiment of the present invention. Though FIGS. 1-7 illustrate a brass instrument 100 that appears to be in the general form of a trumpet, the present invention may be applied to any brass instrument 100 such as, for example, trumpets, bass trumpets, flumpets, French horns, tubas, Wagner tubas, trombones, superbones, bugles, sousaphones, mellophones, euphoniums, flugel-horns, saxhorns, cornets, cornetto, serpents, sackbuts, bazookas, horns, ophicleides, didgeridoos, shofars, conches, alphorns, cimbassos, keyed trumpets, and the like.

[0054] Further, the brass instrument 100 of illustrated in FIG. 1 includes a bell 104 and a mouthpiece area 106. A mouthpiece (not illustrated) may be attached to the mouthpiece area 106. The tonal length extends from the mouth-

piece area **106** to the bell **104**. Further, a tonal material **102** is placed on the brass instrument **100**.

[0055] **FIG. 2** illustrates another a perspective view of the brass instrument **100** according to another embodiment of the present invention. **FIG. 2** illustrates in more detail some of the various possible parts of the brass instrument **100**. The brass instrument **100** illustrated in **FIG. 2** is in the general form of a trumpet. The brass instrument **100** may include a bell **104** and a mouthpiece area **106**. There may also be a lead pipe **206** extending from the mouthpiece area **106**. There may be a return side **208** which extends generally toward the mouthpiece area **106**. There may be a connection pipe **226** between the lead pipe **206** and the return side **208**. There may be a first, second, and third valves configured to alter the tonal length by directing the sound and/or air through alternative pipes. The valves may be located in a first, second and third valve casing **214**, **212**, **210**, respectively. Further, there may be first, second, and third keys **224**, **222**, **220**, which control the first, second, and third valves, respectfully. Still further, there may be a first, second, and third alternative pipes **218**, **216**, **228** controlled by the first, second, and third valves, respectfully. Any or all of the alternative pipes **218**, **216**, **228** may include slides for altering the tonal length through the alternative pipes **218**, **216**, **228**. The return side **208** may lead to the third valve casing **210**. There may be a tonal material **102** attached to the return side **108** near the valve casing **210**.

[0056] **FIG. 3** illustrates a brass instrument **100** according to one embodiment of the present invention, wherein the brass instrument includes a bell **104** and a mouthpiece area **106**. In one embodiment, the tonal material **102** is attached on or near the bell **104**.

[0057] According to yet another embodiment as illustrated in **FIG. 4**, the brass instrument **100** may include a third alternative pipe **228**, and the tonal material **102** may be attached to the third alternative pipe **228**.

[0058] According to still another embodiment, as illustrated in **FIG. 5**, the brass instrument **100** may include a second alternative pipe **216**, and the tonal material **102** may be attached to the second alternative pipe **216**.

[0059] According to a further embodiment, as illustrated in **FIG. 6**, the brass instrument **100** may include a first alternative pipe **218**, and the tonal material **102** may be attached to the first alternative pipe **218**.

[0060] According to still a further embodiment of the present invention, as illustrated in **FIG. 7**, the brass instrument **100** may include a first, second, and third valve casings **214**, **212**, **210**, and a first, second, and third tonal material **714**, **712**, **710**, may be attached to the first, second, and third valve casings **214**, **212**, **210**, respectfully. The brass instrument may also include a bell pipe **716** leading from the first valve casing **714** to the bell **104**. The bell pipe **716** may include one or more tonal materials **706**, **704**, **702**. The brass instrument may include a third alternative pipe **228** extending from the third valve casing **210**, and a tonal material **708** attached to the third alternative pipe **228**.

[0061] The tonal material of the present invention may be placed anywhere on the tonal length, valve casings, valves, slides, mouthpieces, mouthpiece areas, bells, bows, or hole covers of a brass instrument. Further, there may be multiple places on the brass instrument where the tonal material may be located to affect the tonal characteristics of the brass instrument.

[0062] **FIG. 8** illustrates a mount **800** including a housing **802** for attaching the tonal material **810** to the brass instrument according to one embodiment of the present invention. According to this illustration, the tonal material **810** may be attached to a substantially cylindrically-shaped member **804** of the brass instrument such as a tube, pipe, slide, valve casing, or the like. The housing **802** may include a side wall **806** having a contour that generally matches a contour of the tonal material **810** which is inserted therein. The side wall **806** that may include a bottom surface **808** shaped to fit over the contour of the substantially cylindrically-shaped member **804**. At least a portion of the bottom surface **808** is attached to the substantially cylindrically-shaped member **804**. According to one embodiment, the entire surface **808** is attached to the substantially cylindrically-shaped member **804**. The attachment may be by welding, soldering, adhering, or the like. According to one embodiment, the attachment provides a substantially uniform attachment to the substantially cylindrically-shaped member **804** along the entire bottom surface **808**. The side wall **806** thereby forms a recess for the tonal material **810** to fit therein. The tonal material **810** may be held within the recess using an adhesive. The adhesive may be applied to the tonal material **810**, the substantially cylindrically-shaped member **804**, or both. According to another embodiment, the tonal material includes a contour on the side that contacts the substantially cylindrically-shaped member **804** such that matches the substantially cylindrically-shaped member **804**.

[0063] Turning now to **FIG. 9**, a cross section view of the tonal material **102** placed on a brass instrument is shown. The tonal material **102** may be placed proximate a surface **902** of a substantially cylindrically-shaped member **804**. There may be a layer of adhesive **904** between the bottom surface **912** of the tonal material **102** and the surface **902**. The side wall **806** is illustrated abutting the surface **902**. The side wall **806** is also illustrated as abutting the side of the tonal material **910**. In one embodiment, the tonal material **102** contacts the surface **902** directly, having no adhesive therebetween. In another embodiment, the tonal material **102** is held in place by pressure between the tonal material **102** and the side wall **806**, or an adhesive between the tonal material **102** and the side wall **806**. The outer surface **908** of the tonal material **102** may face away from the bottom surface **912** of the tonal material **102**. The outer surface **908** may be curved, beveled, convex, concave, irregularly-shaped, or any suitable shape.

[0064] **FIGS. 10 and 11** also illustrate cross section views of the tonal material **102** placed on a brass instrument. **FIG. 10** illustrates a concave curved bottom surface **912** of the tonal material **102**. **FIG. 11** illustrates that the bottom surface **912** of the tonal material **102** may be substantially straight. It is envisioned that this bottom surface **912** may also be convexly curved. In a further embodiment, this bottom surface **912** may contact the surface of the instrument **902** at only one point, or more than one point. In one particular embodiment, there is no side wall **608**.

[0065] The tonal material may be any material that alters any of the tonal characteristics. Typically used on keys of brass instruments such as trumpets is mother of pearl. Mother of pearl, also known as nacre or sadaf, is calcium carbonate platelets with elastic biopolymers (such as chitin, lustrin, or the like). Mother of pearl has a Mohs hardness of from about 2.5 to about 4.5. The present invention envisions placing a tonal material on the body of the instrument. In one example, mother of pearl may be placed on the body of the instrument. The tonal materials in another embodiment of

the present invention, typically have a Mohs hardness of greater than that of mother of pearl. The tonal materials of the present invention may also be more dense than mother of pearl. Some examples of tonal materials, (and the mohs hardness of some of them) that may be used include semi-precious stones such as garnet (6-7), jasper (6.5-7.5), agate (6.5-7), aventurine (6.5), carnelian (6.5-7), citrine (7), fluorite (4), hematite (5), malachite (3.5-4), obsidian (5-7), onyx (7), tiger's eye (7), turquoise (5-6), unakite (6-7), moonstone (6-6.5), peridot (6.5), jade (6.5-7), alexandrite (7-7.5), amethyst (7), chalcedony (7), quartz (7), aquamarine (7.5-8), lolite (7-7.5), rhodolite (7-7.5), opal (5-6), topaz (8), tourmaline (7-7.5), tanzanite (6.5); and precious stones such as diamond (10), emerald (8), sapphire (9), Ceylon sapphire (9), ruby (9), and the like; and other materials such as pumice (6), tungsten carbide (9), steel (6.5), silicon carbide (9), boron carbide (9), strontium titanate (6), emery (7-9), crystalon (9), corundum (9), and the like. In one embodiment, the tonal material is one with a Mohs hardness of at least 6.

EXAMPLES

[0066] In order to demonstrate the practice of the present invention, the following examples have been prepared. The examples should not, however, be viewed as limiting the scope of the invention. The claims will serve to define the invention.

[0067] The addition of stones to the trumpet has a dramatic improvement in the various tonal characteristics of the trumpet. In order to demonstrate the improvements in the sound emanating from a trumpet according to the present invention, several tests were performed. The tests results are summarized in Tables I and II. The testing involved using a 35670A Hewlett Packard Spectrum Analyzer with sound being recorded through calibrated condenser microphones made by ACO, ¼ inch model 7012 and ½ inch model 7017. The frequency range of the Spectrum Analyzer was set at 200 Hz to 6.6 kHz to an octave above that—concert B flat (472 Hz), and then the frequency range was changed from 200 Hz to 13 kHz for concert C (520 Hz). At these frequency ranges, the Spectrum Analyzer could measure and record the fundamental tone and the next 9 overtones or harmonics. Sound was measured in Hz or cycles per second of each fundamental tone and overtones as well as the volume amplitude of each fundamental tones and overtones.

[0068] The tests were conducted with the results recorded while playing an ascending scale starting at concert B flat (232 Hz and ending at concert C (520 Hz).

[0069] In order to control deviation between tests, each test was conducted using one trumpet by one professional trumpet player and using the same mouthpiece and playing position. Each note was played with a stone (as the tonal material) attached to the trumpet to the return side near the third valve, as illustrated in FIG. 2. Each note was played again with the stone removed

[0070] As is shown in Table I, the frequency of each overtone, 1st through 9th, is recorded for each of the two trumpet configurations (W meaning with stone, W/O meaning without stone), as well as the difference between the frequency with the stone and the frequency without the stone. At the bottom of Table I, the average difference of the frequencies played for each overtone is provided. All fre-

quencies are in Hz. While the first overtone had virtually no measurable difference, each of the subsequent overtones showed a significant drop in frequency between the trumpet with stone and without, from 4 Hz at the third overtone to 64 Hz at the ninth.

[0071] It was further found that the second through sixth overtones actually have a greater amplitude than the fundamental frequency. As such, a change in frequency of one of the first through sixth overtones will have a dramatic affect on the sound of the trumpet. Also, even though the seventh, eighth and ninth overtones have an amplitude that is lower than the fundamental frequency, the measurable shift in frequency (64 Hz for both the eight and ninth overtones) is clearly audible.

[0072] As previously discussed, the human ear can detect frequency deviations as little as 2 Hz. As such, the trumpet with even a single stone exhibits a dramatic improvement in sound as each of the second through ninth overtone frequencies are diminished. The result is that the trumpet overtones become less sharp thus dramatically improving the player's ability to slot the desired pitch. It should also be noted, that the higher the overtones, the less effect they may have on the perception of the tonal characteristics. That is, if the 19th overtone deviates by 2 Hz from standard, the tonal characteristics will not be as negatively affected as if the first or second overtones deviate by 2 Hz from standard. Another aspect that affects the tonal characteristics is the relative volume of the overtones. Overtones that are at least as loud as the fundamental note played have more of an effect on tonal characteristics than do overtones that are not as loud as the fundamental note played.

[0073] As further illustrated in Table II, the amplitude in dB of each overtone, first through fifth, was recorded. In Table II is recorded the percent difference between the respective overtone and the note played with and without the stone. Further recorded is the difference the results recorded with the stone and those recorded without the stone. For example, when the C was played, the second overtone with the stone recorded a decibel level 111.15% of the note played with a stone. The second overtone decibel level without the stone was 123.76% of the note played. The difference between the two is -12.61%, meaning that the overtone of the note played with the stone exhibited a less substantial increase in decibel level than the overtone of the note played without the stone. In each such overtone, the amplitude of the overtones was decreased when a single stone was used by an average of approximately 4 to 5 percent. Because the actual amplitude of sound of each of these overtones was reduced, the sound of the fundamental note becomes more pronounced. That is, using a stone on the side of the trumpet changes the timbre of the trumpet by lowering the intensity of the overtones causing the fundamental tone to be more present. Listeners stated that this improved the tone and created a more focused and centered sound. From a players perspective, the trumpet becomes easier to slot to the desired pitch. The test data shows that the sound of the trumpet of the present invention has improved tone quality, focus, clarity, character, warmth, centering of sound and depth. Each of these improvements in the tonal characteristics of the trumpet are a result of the overtones being diminished in both frequency and amplitude to cause the trumpet to become more "true" to the note being played making it easier to play and significantly better sounding.

TABLE I

	1st Overtone			2nd Overtone			3rd Overtone			4th Overtone		
	W	W/O	Difference	W	W/O	Difference	W	W/O	Difference	W	W/O	Difference
B ₁	472	472	0	696	712	-16	936	936	0	1176	1176	0
C	536	536	0	792	792	0	1064	1064	0	1336	1336	0
D	584	584	0	888	888	0	1176	1176	0	1480	1480	0
E ₁	632	632	0	936	952	-16	1256	1256	0	1560	1576	-16
F	696	696	0	1048	1064	-16	1384	1416	-32	1736	1768	-32
G	792	792	0	1176	1192	-16	1576	1576	0	1976	1976	0
A	872	872	0	1320	1320	0	1752	1752	0	2200	2200	0
B ₂	936	936	0	1400	1400	0	1880	1880	0	2344	2344	0
C	1032	1032	0	1575	1576	-1	2088	2088	0	2600	2600	0
Average Difference		0			-7			-4			-5	

	5th Overtone			6th Overtone			7th Overtone			8th Overtone		
	W	W/O	Difference	W	W/O	Difference	W	W/O	Difference	W	W/O	Difference
B ₁	1400	1416	-16	1640	1640	0	1864	1880	-16	2104	2120	-16
C	1592	1592	0	1864	1864	0	2136	2136	0	2392	2408	-16
D	1768	1768	0	2072	2072	0	2360	2360	0	2648	2664	-16
E ₁	1880	1896	-16	2200	2216	-16	2504	2520	-16	2824	2840	-16
F	2088	2104	-16	2424	2456	-32	2776	2808	-32	3128	3176	-48
G	2360	2376	-16	2760	2760	0	3144	3160	-16	3544	3560	-16
A	2632	2632	0	3064	3080	-16	3512	3512	0	3960	4408	-448
B ₂	2808	2808	0	3272	3272	0	3752	3752	0	4216	4216	0
C	3140	3144	-4	3656	3656	0	4168	4168	0	4712	4712	0
Average Difference		-8			-7			-9			-64	

9th Overtone			
	W	W/O	Difference
B ₁	2328	2360	-32
C	2664	2664	0
D	2952	2952	0
E ₁	3128	3144	-16
F	3480	3528	-48
G	3944	3944	0
A	4392	4840	-448
B ₂	4680	4680	0
C	5192	5224	-32
Average Difference		-64	

[0074]

TABLE II

Note	1st Overtone			2nd Overtone			3rd Overtone		
	W	W/O	Difference	W	W/O	Difference	W	W/O	Difference
B ₁	118.55%	118.13%	0.42%	126.75%	118.34%	8.41%	122.99%	116.73%	6.26%
C	108.82%	127.56%	-18.74%	111.15%	123.76%	-12.61%	124.00%	125.51%	-1.51%
D	113.04%	118.95%	-5.91%	113.29%	117.20%	-3.91%	102.58%	108.37%	-5.79%
E ₁	108.98%	112.98%	-4.00%	105.31%	108.58%	-3.27%	104.94%	99.37%	5.57%
F	107.16%	106.13%	1.03%	116.10%	103.53%	12.57%	109.06%	103.16%	5.90%
G	104.55%	108.15%	-3.60%	117.88%	112.51%	5.37%	93.00%	95.26%	-2.26%
A	109.61%	115.16%	-5.55%	113.68%	121.58%	-7.90%	90.54%	98.28%	-7.74%
B ₂	110.76%	112.47%	-1.71%	109.84%	112.10%	-2.26%	83.91%	85.87%	-1.96%
C	121.96%	125.85%	-3.89%	98.02%	108.67%	-10.65%	73.11%	90.12%	-17.01%
D	112.36%	111.90%	0.46%	82.76%	90.30%	-7.54%	59.63%	69.82%	-10.19%
E ₁	100.59%	104.35%	-3.76%	63.58%	79.23%	-15.65%	47.22%	65.51%	-18.29%
F	100.39%	104.40%	-4.01%	56.48%	73.80%	-17.32%	39.85%	53.38%	-13.53%
Average Difference		-4.11%			-4.56%			-5.05%	

TABLE II-continued

Note	4th Overtone			5th Overtone		
	W	W/O	Difference	W	W/O	Difference
B \flat	140.87%	117.94%	22.93%	123.01%	104.99%	18.02%
C	105.70%	122.71%	-17.01%	93.98%	109.80%	-15.82%
D	94.39%	95.94%	-1.55%	91.36%	89.06%	2.30%
E \flat	86.06%	88.68%	-2.62%	74.35%	77.39%	-3.04%
F	93.50%	86.87%	6.63%	76.87%	69.26%	7.61%
G	76.79%	83.24%	-6.45%	63.75%	71.17%	-7.42%
A	69.86%	77.13%	-7.27%	54.94%	61.59%	-6.65%
B \flat	64.81%	67.30%	-2.49%	51.75%	56.19%	-4.44%
C	56.49%	71.15%	-14.66%	41.63%	57.01%	-15.38%
D	40.32%	51.12%	-10.80%	35.44%	43.86%	-8.42%
E \flat	33.53%	48.27%	-14.74%	27.66%	42.39%	-14.73%
F	29.53%	39.54%	-10.01%	25.94%	37.76%	-11.82%
Average Difference		-4.84%			-4.98%	

[0075] The stone used in the above examples had a Mohs hardness of greater than about 6. It is believed, but not meant to be limiting, that the density of the material over mother of pearl may also have an effect on the resonant properties of the trumpet that produce the results discussed above.

[0076] In summary, this application discloses in the present invention a method and design allowing for altering of the tonal characteristics of a brass instrument by attaching a tonal material on the brass instrument. The brass instrument may be any as described above. The location of attachment may be any as described above. The tonal material may be any as described above. The attachment may or may not include a housing and/or an adhesive, as described above.

[0077] It is understood that the above-described embodiments are only illustrative of the application of the principles of the present invention. The present invention may be embodied in other specific forms without departing from its spirit or essential characteristics. The described embodiment is to be considered in all respects only as illustrative and not restrictive. The scope of the invention is, therefore, indicated by the appended claim rather than by the foregoing description. All changes which come within the meaning and range of equivalency of the claims are to be embraced within their scope.

[0078] For example, although the figures illustrate that the brass instrument is a trumpet or the like, it is envisioned that any brass instrument is within the bounds of this invention. Some examples of brass instruments upon which this invention may be applied include trumpets, bass trumpets, flumpets, French horns, tubas, Wagner tubas, trombones, superbones, bugles, sousaphones, mellophones, euphoniums, flugelhorn, saxhorns, cornets, cornettos, serpents, sackbuts, bazookas, horns, ophicleides, didgeridoos, shofars, conches, alphorns, cimbalos, and keyed trumpets.

[0079] Additionally, although the figures illustrate an oval-shaped tonal material, it is envisioned that any shape of tonal material that may alter any of the tonal characteristics may be used in the present invention. Some examples of shapes that may be used include oval, circular, triangular, rectangular, square, polygonal, egg-shaped, pyramidal, cubic, toroidal, and so forth.

[0080] It is also envisioned that the tonal material may be placed anywhere on the brass instrument. The tonal material may be placed where it may affect the tonal characteristics. For example, the tonal material may substantially or completely encircle a tubular member of the brass instrument. Further, the tonal material may replace a portion of the brass instrument. For example, a portion of the return side of a trumpet may be replaced by a tubular portion of tonal material such as semi-precious stone.

[0081] It should be noted that in one particular embodiment, the tonal material are naturally-occurring stones, materials and the like. In yet another particular embodiment, the hardness of the naturally occurring tonal materials is greater than that of mother-of-pearl.

[0082] Finally, it is envisioned that the components of the brass instrument may be constructed of a variety of materials. It is not necessary that the brass instrument be constructed of brass, as brass identifies a class of instrument, not the material from which it is constructed. Brass instruments may be constructed of a variety of materials, such as plastics, composites, wood, metals, alloys, crystalline structures, stone, fiber, glass, and so forth.

[0083] Thus, while the present invention has been fully described above with particularity and detail in connection with what is presently deemed to be the most practical and preferred embodiment of the invention, it will be apparent to those of ordinary skill in the art that numerous modifications, including, but not limited to, variations in size, materials, shape, form, function and manner of operation, assembly and use may be made, without departing from the principles and concepts of the invention as set forth in the claims.

EXAMPLES

[0084] In order to demonstrate the practice of the present invention, the following examples have been prepared. The examples should not, however, be viewed as limiting the scope of the invention. The claims will serve to define the invention.

[0085] The addition of stones to the trumpet has a dramatic improvement in the various tonal characteristics of the trumpet. In order to demonstrate the improvements in the

sound emanating from a trumpet according to the present invention, several tests were performed. The tests results are summarized in Tables I and II. The testing involved using a 35670A Hewlett Packard Spectrum Analyzer with sound being recorded through calibrated condenser microphones made by ACO, ¼ inch model 7012 and ½ inch model 7017. The frequency range of the Spectrum Analyzer was set at 200 Hz to 6.6 kHz to an octave above that—concert B flat (472 Hz), and then the frequency range was changed from 200 Hz to 13 kHz for concert C (520 Hz). At these frequency ranges, the Spectrum Analyzer could measure and record the fundamental tone and the next 9 overtones or harmonics. Sound was measured in Hz or cycles per second of each fundamental tone and overtones as well as the volume amplitude of each fundamental tones and overtones.

[0086] The tests were conducted with the results recorded while playing an ascending scale starting at concert B flat (232 Hz and ending at concert C (520 Hz).

[0087] In order to control deviation between tests, each test was conducted using one trumpet by one professional trumpet player and using the same mouthpiece and playing position. Each note was played with a stone (as the tonal material) attached to the trumpet to the return side near the third valve, as illustrated in FIG. 2. Each note was played again with the stone removed

[0088] As is shown in Table I, the frequency of each overtone, 1st through 9th, is recorded for each of the two trumpet configurations (W meaning with stone, W/O meaning without stone), as well as the difference between the frequency with the stone and the frequency without the stone. At the bottom of Table I, the average difference of the frequencies played for each overtone is provided. All frequencies are in Hz. While the first overtone had virtually no measurable difference, each of the subsequent overtones showed a significant drop in frequency between the trumpet with stone and without, from 4 Hz at the third overtone to 64 Hz at the ninth.

[0089] It was further found that the second through sixth overtones actually have a greater amplitude than the fundamental frequency. As such, a change in frequency of one of the first through sixth overtones will have a dramatic affect on the sound of the trumpet. Also, even though the seventh, eighth and ninth overtones have an amplitude that is lower than the fundamental frequency, the measurable shift in frequency (64 Hz for both the eight and ninth overtones) is clearly audible.

[0090] As previously discussed, the human ear can detect frequency deviations as little as 2 Hz. As such, the trumpet

with even a single stone exhibits a dramatic improvement in sound as each of the second through ninth overtone frequencies are diminished. The result is that the trumpet overtones become less sharp thus dramatically improving the player's ability to slot the desired pitch. It should also be noted, that the higher the overtones, the less effect they may have on the perception of the tonal characteristics. That is, if the 19th overtone deviates by 2 Hz from standard, the tonal characteristics will not be as negatively affected as if the first or second overtones deviate by 2 Hz from standard. Another aspect that affects the tonal characteristics is the relative volume of the overtones. Overtones that are at least as loud as the fundamental note played have more of an effect on tonal characteristics than do overtones that are not as loud as the fundamental note played.

[0091] As further illustrated in Table II, the amplitude in dB of each overtone, first through fifth, was recorded. In Table II is recorded the percent difference between the respective overtone and the note played with and without the stone. Further recorded is the difference the results recorded with the stone and those recorded without the stone. For example, when the C was played, the second overtone with the stone recorded a decibel level 111.15% of the note played with a stone. The second overtone decibel level without the stone was 123.76% of the note played. The difference between the two is -12.61%, meaning that the overtone of the note played with the stone exhibited a less substantial increase in decibel level than the overtone of the note played without the stone. In each such overtone, the amplitude of the overtones was decreased when a single stone was used by an average of approximately 4 to 5 percent. Because the actual amplitude of sound of each of these overtones was reduced, the sound of the fundamental note becomes more pronounced. That is, using a stone on the side of the trumpet changes the timbre of the trumpet by lowering the intensity of the overtones causing the fundamental tone to be more present. Listeners stated that this improved the tone and created a more focused and centered sound. From a players perspective, the trumpet becomes easier to slot to the desired pitch. The test data shows that the sound of the trumpet of the present invention has improved tone quality, focus, clarity, character, warmth, centering of sound and depth. Each of these improvements in the tonal characteristics of the trumpet are a result of the overtones being diminished in both frequency and amplitude to cause the trumpet to become more "true" to the note being played making it easier to play and significantly better sounding.

TABLE I

	1st Overtone			2nd Overtone			3rd Overtone			4th Overtone		
	W	W/O	Difference	W	W/O	Difference	W	W/O	Difference	W	W/O	Difference
B ₁	472	472	0	696	712	-16	936	936	0	1176	1176	0
C	536	536	0	792	792	0	1064	1064	0	1336	1336	0
D	584	584	0	888	888	0	1176	1176	0	1480	1480	0
E _b	632	632	0	936	952	-16	1256	1256	0	1560	1576	-16
F	696	696	0	1048	1064	-16	1384	1416	-32	1736	1768	-32
G	792	792	0	1176	1192	-16	1576	1576	0	1976	1976	0
A	872	872	0	1320	1320	0	1752	1752	0	2200	2200	0
B ₂	936	936	0	1400	1400	0	1880	1880	0	2344	2344	0

TABLE I-continued

C	1032	1032	0	1575	1576	-1	2088	2088	0	2600	2600	0
Average Difference		0			-7			-4			-5	
	5th Overtone			6th Overtone			7th Overtone			8th Overtone		
	W	W/O	Difference	W	W/O	Difference	W	W/O	Difference	W	W/O	Difference
B ₁	1400	1416	-16	1640	1640	0	1864	1880	-16	2104	2120	-16
C	1592	1592	0	1864	1864	0	2136	2136	0	2392	2408	-16
D	1768	1768	0	2072	2072	0	2360	2360	0	2648	2664	-16
E ₁	1880	1896	-16	2200	2216	-16	2504	2520	-16	2824	2840	-16
F	2088	2104	-16	2424	2456	-32	2776	2808	-32	3128	3176	-48
G	2360	2376	-16	2760	2760	0	3144	3160	-16	3544	3560	-16
A	2632	2632	0	3064	3080	-16	3512	3512	0	3960	4408	-448
B ₂	2808	2808	0	3272	3272	0	3752	3752	0	4216	4216	0
C	3140	3144	-4	3656	3656	0	4168	4168	0	4712	4712	0
Average Difference		-8			-7			-9			-64	
	9th Overtone											
	W			W/O			Difference					
	B ₁	2328			2360			-32				
	C	2664			2664			0				
	D	2952			2952			0				
	E ₁	3128			3144			-16				
	F	3480			3528			-48				
	G	3944			3944			0				
	A	4392			4840			-448				
	B ₂	4680			4680			0				
	C	5192			5224			-32				
	Average Difference				-64							

[0092]

TABLE II

Note	1st Overtone			2nd Overtone			3rd Overtone		
	W	W/O	Difference	W	W/O	Difference	W	W/O	Difference
B ₁	118.55%	118.13%	0.42%	126.75%	118.34%	8.41%	122.99%	116.73%	6.26%
C	108.82%	127.56%	-18.74%	111.15%	123.76%	-12.61%	124.00%	125.51%	-1.51%
D	113.04%	118.95%	-5.91%	113.29%	117.20%	-3.91%	102.58%	108.37%	-5.79%
E ₁	108.98%	112.98%	-4.00%	105.31%	108.58%	-3.27%	104.94%	99.37%	5.57%
F	107.16%	106.13%	1.03%	116.10%	103.53%	12.57%	109.06%	103.16%	5.90%
G	104.55%	108.15%	-3.60%	117.88%	112.51%	5.37%	93.00%	95.26%	-2.26%
A	109.61%	115.16%	-5.55%	113.68%	121.58%	-7.90%	90.54%	98.28%	-7.74%
B ₂	110.76%	112.47%	-1.71%	109.84%	112.10%	-2.26%	83.91%	85.87%	-1.96%
C	121.96%	125.85%	-3.89%	98.02%	108.67%	-10.65%	73.11%	90.12%	-17.01%
D	112.36%	111.90%	0.46%	82.76%	90.30%	-7.54%	59.63%	69.82%	-10.19%
E ₂	100.59%	104.35%	-3.76%	63.58%	79.23%	-15.65%	47.22%	65.51%	-18.29%
F	100.39%	104.40%	-4.01%	56.48%	73.80%	-17.32%	39.85%	53.38%	-13.53%
Average Difference		-4.11%			-4.56%			-5.05%	
Note	4th Overtone			5th Overtone					
	W	W/O	Difference	W	W/O	Difference			
B ₁	140.87%	117.94%	22.93%	123.01%	104.99%	18.02%			
C	105.70%	122.71%	-17.01%	93.98%	109.80%	-15.82%			
D	94.39%	95.94%	-1.55%	91.36%	89.06%	2.30%			
E ₁	86.06%	88.68%	-2.62%	74.35%	77.39%	-3.04%			
F	93.50%	86.87%	6.63%	76.87%	69.26%	7.61%			
G	76.79%	83.24%	-6.45%	63.75%	71.17%	-7.42%			
A	69.86%	77.13%	-7.27%	54.94%	61.59%	-6.65%			
B ₂	64.81%	67.30%	-2.49%	51.75%	56.19%	-4.44%			
C	56.49%	71.15%	-14.66%	41.63%	57.01%	-15.38%			

TABLE II-continued

D	40.32%	51.12%	-10.80%	35.44%	43.86%	-8.42%
E	33.53%	48.27%	-14.74%	27.66%	42.39%	-14.73%
F	29.53%	39.54%	-10.01%	25.94%	37.76%	-11.82%
Average Difference		-4.84%			-4.98%	

[0093] The stone used in the above examples had a Mohs hardness of greater than about 6. It is believed, but not meant to be limiting, that the density of the material over mother of pearl may also have an effect on the resonant properties of the trumpet that produce the results discussed above.

What is claimed is:

1. A brass instrument with improved tonal characteristics, comprising a tubular section which defines a tonal length, and a tonal material attached to the tubular section.

2. The brass instrument of claim 1, further comprising a bell, and wherein the tonal material is attached to the bell.

3. The brass instrument of claim 1, wherein the tubular section comprises a mouthpiece area and a lead-pipe extending from the mouthpiece area, and wherein the tonal material is attached to the lead pipe.

4. The brass instrument of claim 3, further comprising a valve, and wherein the lead-pipe further comprises a return section extending to the valve, and wherein the tonal material is attached on the return section proximate to the valve.

5. The brass instrument of claim 1, further comprising a second tubular section, and a valve for altering the tonal length by directing air through the second tubular section, and wherein the tonal material is attached to the second tubular section.

6. The brass instrument of claim 5, further comprising a valve casing, and wherein the tonal material is attached to the valve casing.

7. The brass instrument of claim 1, further comprising a slide for altering the tonal length, and wherein the tonal material is attached to the slide.

8. The brass instrument of claim 1, wherein the tonal material is not mother-of-pearl.

9. The brass instrument of claim 1, wherein the tonal material has a Mohs hardness of at least about 6.

10. The brass instrument of claim 1, wherein the tonal material comprises one selected from the group consisting of: garnet, jasper, agate, aventurine, carnelian, citrine, fluorite, hematite, malachite, obsidian, onyx, tiger's eye, turquoise, unakite, moonstone, peridot, jade, alexandrite, amethyst, chalcedony, quartz, aquamarine, lolite, rhodolite, opal, topaz, tourmaline, tanzanite, diamond, emerald, sapphire, ceylon sapphire, ruby, pumice, tungsten carbide, steel,

silicon carbide, boron carbide, strontium titanate, emery, cristolite, corundum, and combinations thereof.

11. The brass instrument of claim 1, wherein the brass instrument comprises one selected from the group consisting of: trumpet, bass trumpet, flumpet, French horn, tuba, Wagner tuba, trombone, superbone, bugle, sousaphone, mellophone, euphonium, flugelhorn, saxhorn, cornet, cornetto, serpent, sackbut, bazooka, horn, ophicleide, didgeridoo, shofar, conch, alphorn, cimbasso, and keyed trumpet.

12. The brass instrument of claim 1, wherein the tonal material is attached with an adhesive.

13. The brass instrument of claim 1, further comprising a housing, attached to the tubular section, and contacting the tonal material.

14. The brass instrument of claim 13, wherein the housing substantially encircles the tonal material.

15. A method of improving the tonal characteristics of a brass instrument, comprising the steps of attaching a tonal material to the brass instrument.

16. The method of claim 15, wherein the tonal material comprises one of the group consisting of: garnet, jasper, agate, aventurine, carnelian, citrine, fluorite, hematite, malachite, obsidian, onyx, tiger's eye, turquoise, unakite, moonstone, peridot, jade, alexandrite, amethyst, chalcedony, quartz, aquamarine, lolite, rhodolite, opal, topaz, tourmaline, tanzanite, diamond, emerald, sapphire, ceylon sapphire, ruby, and combinations thereof.

17. The method of claim 15, wherein the tonal material is not mother-of-pearl.

18. The method of claim 15, further comprising the step of attaching a housing to the brass instrument.

19. The method of claim 18, further comprising inserting the tonal material into the housing.

20. The method of claim 15, wherein the brass instrument comprises one of the group consisting of: trumpet, bass trumpet, flumpet, French horn, tuba, Wagner tuba, trombone, superbone, bugle, sousaphone, mellophone, euphonium, flugelhorn, saxhorn, cornet, cornetto, serpent, sackbut, bazooka, horn, ophicleide, didgeridoo, shofar, conch, alphorn, cornet, cimbasso, and keyed trumpet.

* * * * *